

## AiFace-Egal

Linux-Based

Time & Attendance with Visible Light  
Facial recognition



Proactive Facial  
Recognition



New Height of  
Anti-Spoofing



Speedy  
Recognition



Wide Pose Angle  
Acceptance



Touchless for  
Better Hygiene



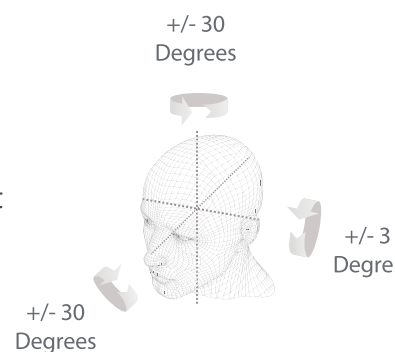
## AiFace-Egal

### Features

- Visible Light Facial Recognition
- Anti-spoofing algorithm against print attack(laser, color and B/W photos), videos attack and 3D mask attack
- 2.8 inch Tocuh Screen
- Supplement lighting with adjustable brightness
- Exquisite and compact, easy to install. Support desktop and wall install
- Support Multiple Language

### Recognition distance up to 2m long and extra wide angle recognition

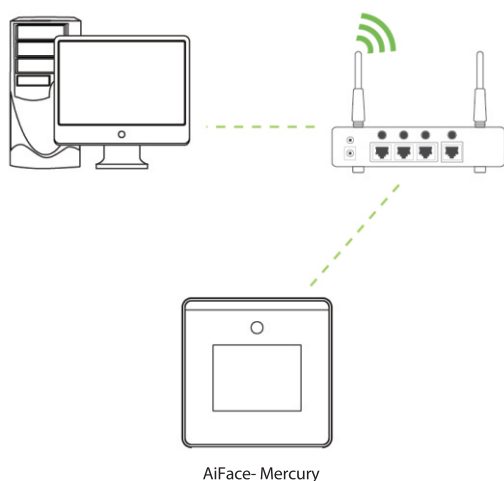
The recognition distance has been greatly extended up to 2 meters long, which significantly improves maximum traffic rate. While most of algorithms only support 15-degree angle, AiFace- Mercury doubles the detection angle in terms of head rotation & tilt to  $\pm 30^\circ$



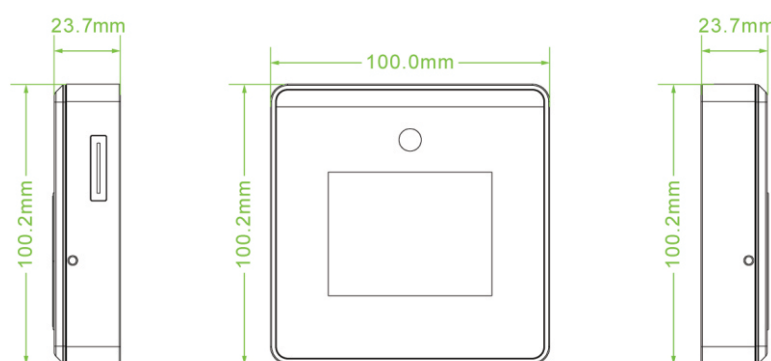
## Specifications:

Display	2.8-inch Touch Screen
Face Capacity	800
User Capacity	800
Transactions	150,000
Operation System	Linux
Standard Functions	ADMS, T9 Input, DST, Camera, 9-digit User ID, Work Code, Self-service Query, Schedule Bell, Automatic Status Switch
Hardware	900MHZ Dual Core CPU Memory 512MB RAM / 512 MB ROM 2MP WDR Low Light Camera Adjustable Light Brightness LED
Communication	WIFI
Face Recongntion Speed	≤1s
Biometrics Algorithms	Face VX5.8
Power Supply	5V/2A
Working Humidity	10%-90%
Working Temperature	-10 °C- 45 °C
Dimensios (W*H*D)	100*100.2*23.7mm
Supported Software	eTimeTracklite

## Configuration:



## Dimensions(mm)



Disclaimer: Brief specifications are mentioned here. Specifications may change without prior notice. Customers are advised to check with us before purchase. Actual product may differ slightly to that depicted for ongoing product development

Visit Us at: [www.esslsecurity.com](http://www.esslsecurity.com)

